

## **Regional Center of Orange County**

William J. Bowman, Chief Executive Officer  
801 Civic Center Drive West, Suite 300, Santa Ana, CA 92701  
Phone: (714) 796-5100 • Fax: (714) 541-3021  
E-mail: [llandauer@rcocdd.com](mailto:llandauer@rcocdd.com)  
[www.rcocdd.com](http://www.rcocdd.com)



*Spring 2007*

### **Performance Report for Regional Center of Orange County**

Every year, the Department of Developmental Services (DDS) contracts with regional centers in California to serve consumers and families. And, every year DDS looks at how well the regional centers are doing. This report will give you information about your regional center.

Last year, at RCOC we served about 15,330 consumers. The charts on page 2 tell you about the consumers we serve. You'll also see how well we are doing in meeting our goals and in fulfilling our contract with DDS.

At RCOC, we want to improve every year, do better than the state average, and meet or exceed the DDS standard. As you can see in this report, we did well in the following:

- Fewer consumers in developmental centers.

But, we still need to improve in:

- Supporting families in maintaining children at home.
- More adults living in home settings.
- Fewer minors living in large facilities (more than 6 residents).
- Fewer adults living in large facilities (more than 6 residents).

RCOC did improve in four out of the five measures above when compared to previous year, however, we still need to improve to meet or exceed statewide averages.

We hope this report helps you learn more about RCOC. If you have any questions or comments, please contact us!

This report is a summary. To see the complete report, go to: [www.rcocdd.com](http://www.rcocdd.com)

Or contact Larry Landauer at: (714) 796-5255

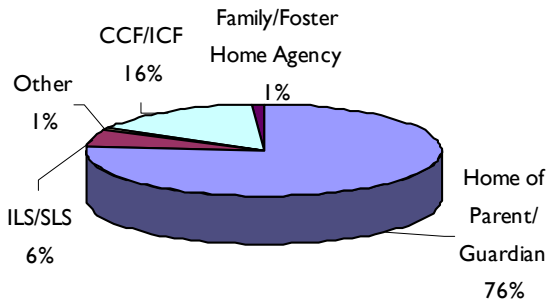
Bill Bowman

Chief Executive Officer, Regional Center of Orange County

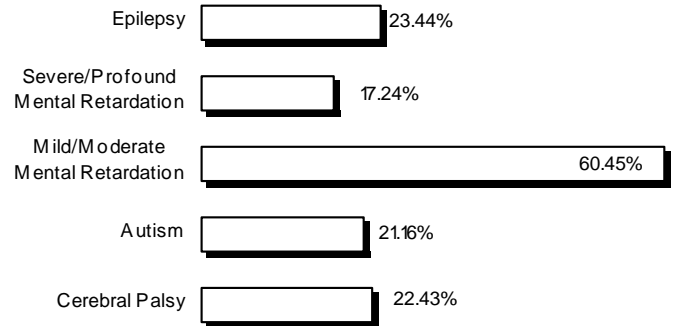
## Who uses RCOC?

These charts tell you about who RCOC consumers are and where they live.

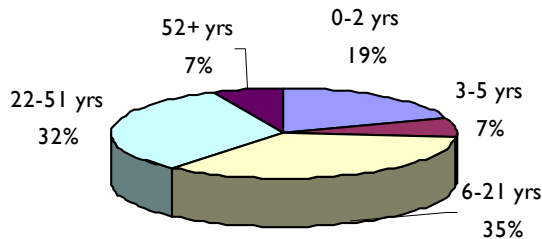
**WHERE RCOC CONSUMERS LIVE**



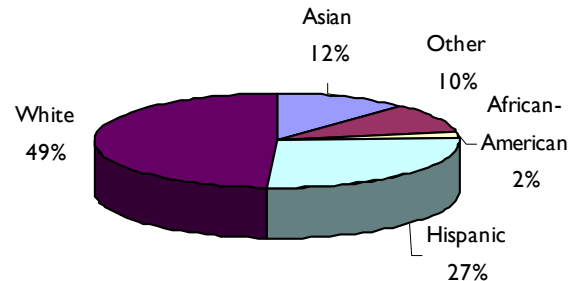
**PRIMARY DIAGNOSIS OF RCOC CONSUMERS**



**AGE OF RCOC CONSUMERS**



**ETHNICITY OF RCOC CONSUMERS**



## How well is RCOC performing?

This chart tells you about 5 areas where DDS wants each regional center to keep improving.

The first column tells you how RCOC was doing at the beginning of 2006. And, the second column shows how RCOC was doing at the end of 2006.

To see how RCOC compares to the other regional centers in the state, compare the numbers to the state averages (in the shaded columns).

Regional Center Goals (based on Lanterman Act)	December 2005		December 2006	
	State Average	RCOC	State Average	RCOC
Less consumers live in developmental centers	1.48%	1.32%	1.36%	1.20%
More children live with families	97.65%	97.44%	97.82%	97.59%
More adults live in home settings*	70.11%	65.87%	70.68%	66.28%
Less children live in large facilities (more than 6 people)	0.21%	0.18%	0.17%	0.29%
Less adults live in large facilities (more than 6 people)	5.72%	6.59%	5.36%	6.39%

\* Home settings include: independent living, supported living, Adult Family Home Agency homes, and consumers' family homes.

## Did RCOC meet DDS standards?

Read below to see how well RCOC did in meeting DDS compliance standards:

Areas Measured	Last Period	Current Period
Passes independent audit	Yes	Yes
Passes DDS audit	Yes	Yes
Didn't overspend operations budget	Yes	Yes
Participates in the federal waiver	Yes	Yes
Audits vendors as required	Partially Met	Met
CDERs are updated as required ( <i>CDER is the Client Development Evaluation Report with information about the consumer's diagnosis</i> )	99.06%	99.01%
IPP ( <i>Individual Program Plan</i> ) requirements met	100.00%	100.00%
IFSP ( <i>Individualized Family Service Plan</i> ) requirements met	91.73%	92.26%
Intake/Assessment timelines for consumers age 3 or older met	96.18%	100.00%

RCOC met DDS compliance standards in eight out of nine areas above. RCOC needs to improve in IFSP compliance, however, we did improve over prior year.

## What about other performance areas?

In the future, we will measure how well we are doing in other areas, including:

- Increasing the number of consumers who work,
- Getting better pay for consumers who work,
- Making sure consumers get medical and dental services, and
- Meeting Intake/Assessment and IFSP timelines for children 0–3.

## Want more information?

To see the complete report, go to: [www.rcocdd.com](http://www.rcocdd.com)

Or contact Larry Landauer at (714) 796-5255.