

## **Regional Center of Orange County**

Larry Landauer, Executive Director  
801 Civic Center Drive West, Suite 300, Santa Ana, CA 92701  
Phone: (714) 796-5100 • Fax: (714) 541-3021  
E-mail: [jstanton@rcocdd.com](mailto:jstanton@rcocdd.com)  
[www.rcocdd.com](http://www.rcocdd.com)



*Spring 2010*

### **Performance Report for Regional Center of Orange County**

Every year, the Department of Developmental Services (DDS) contracts with regional centers in California to serve consumers and families. And, every year DDS looks at how well the regional centers are doing. This report will give you information about your regional center.

Last year, at Regional Center of Orange County (RCOC) we served about 17,220 consumers. The charts on page 2 tell you about the consumers we serve. You'll also see how well we are doing in meeting our goals and in fulfilling our contract with DDS.

At RCOC, we want to improve every year, do better than the state average, and meet or exceed the DDS standard. As you can see in this report, we did well in:

- Fewer consumers in developmental centers.
- Supporting families in maintaining children at home.
- Fewer minors living in large facilities (more than 6 residents).

We improved over prior year, but we still need to improve in the following areas:

- More adults living in home settings.
- Fewer adults living in large facilities (more than 6 residents).

We hope this report helps you learn more about RCOC. If you have any questions or comments, please contact us!

This report is a summary. To see the complete report, go to: [www.rcocdd.com](http://www.rcocdd.com)

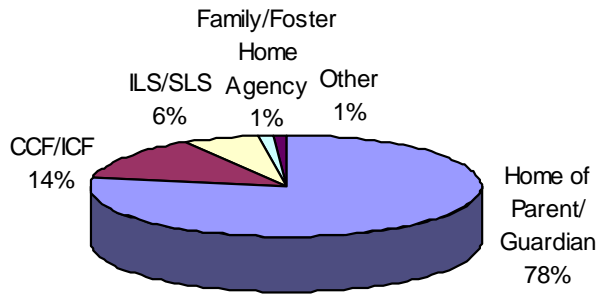
Or contact Jack Stanton at **(714) 796-5308**

Larry Landauer  
Executive Director, Regional Center of Orange County

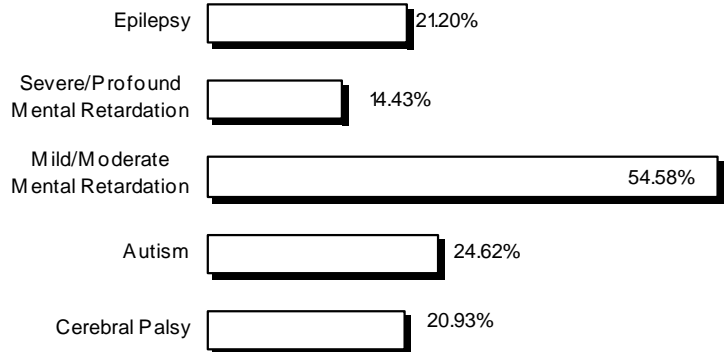
## Who uses RCOC?

These charts tell you about who RCOC consumers are and where they live.

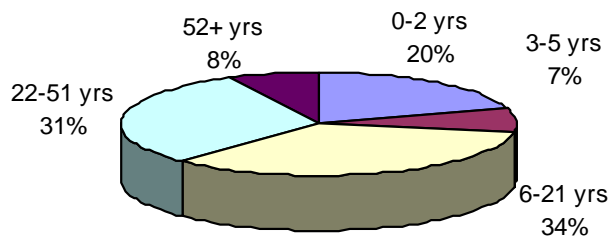
**WHERE RCOC CONSUMERS LIVE**



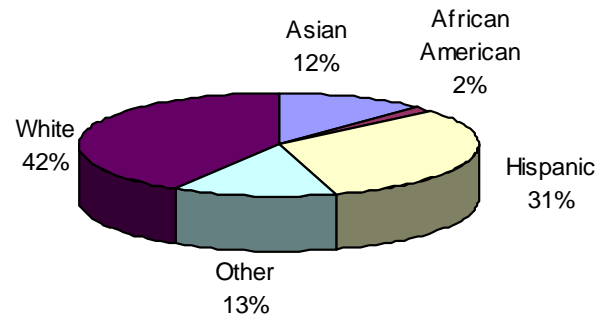
**PRIMARY DIAGNOSIS OF RCOC CONSUMERS**



**AGE OF RCOC CONSUMERS**



**ETHNICITY OF RCOC CONSUMERS**



## How well is RCOC performing?

This chart tells you about 5 areas where DDS wants each regional center to keep improving.

The first column tells you how RCOC was doing at the beginning of 2009. And, the second column shows how RCOC was doing at the end of 2009.

To see how RCOC compares to the other regional centers in the state, compare the numbers to the state averages (in the shaded columns).

Regional Center Goals (based on Lanterman Act)	December 2008		December 2009	
	State Average	RCOC	State Average	RCOC
Less consumers live in developmental centers	1.03%	0.94%	0.91%	0.84%
More children live with families	98.38%	98.07%	98.48%	98.34%
More adults live in home settings*	72.25%	68.47%	73.20%	69.47%
Less children live in large facilities (more than 6 people)	0.14%	0.09%	0.13%	0.07%
Less adults live in large facilities (more than 6 people)	4.55%	5.64%	4.10%	5.19%

\* Home settings include: independent living, supported living, Adult Family Home Agency homes, and consumers' family homes.

## Did RCOC meet DDS standards?

Read below to see how well RCOC did in meeting DDS compliance standards:

Areas Measured	Last Period	Current Period
Passes independent audit	Yes	Yes
Passes DDS audit	Yes	Yes
Audits vendors as required	Partially Met	Met
Didn't overspend operations budget	Yes	Yes
Participates in the federal waiver	Yes	Yes
CDERs are updated as required ( <i>CDER is the Client Development Evaluation Report with information about the consumer's diagnosis</i> )*	NA	NA
Intake/Assessment timelines for consumers age 3 or older met	99.30%	98.29%
IPP ( <i>Individual Program Plan</i> ) requirements met	100.00%	100.00%
IFSP ( <i>Individualized Family Service Plan</i> ) requirements met	83.81%	85.67%

\*Measure temporarily suspended pending implementation of the Revised CDER.

### RCOC:

- Has done very well in areas above.
- Increased the percentage in meeting IFSP requirements. RCOC provides services to the highest number of Early Start children 0 to age three in the State. Child find activities include: County-Wide Developmental Screenings, RCOC Nurse Liaison to the NICUs (Neonatal Intensive Care Unit)/Physician Outreach efforts which all contribute to a considerable number of children served in Early Start.

### What about other performance areas?

In the future, we will measure how well we are doing in other areas, including:

- Increasing the number of consumers who work,
- Getting better pay for consumers who work,
- Making sure consumers get medical and dental services, and
- Meeting Intake/Assessment and IFSP timelines for children 0–3.

### Want more information?

To see the complete report, go to: [www.rcocdd.com](http://www.rcocdd.com)

Or contact Jack Stanton at **(714) 796-5308**